



Brought to you by [the NCER](#)

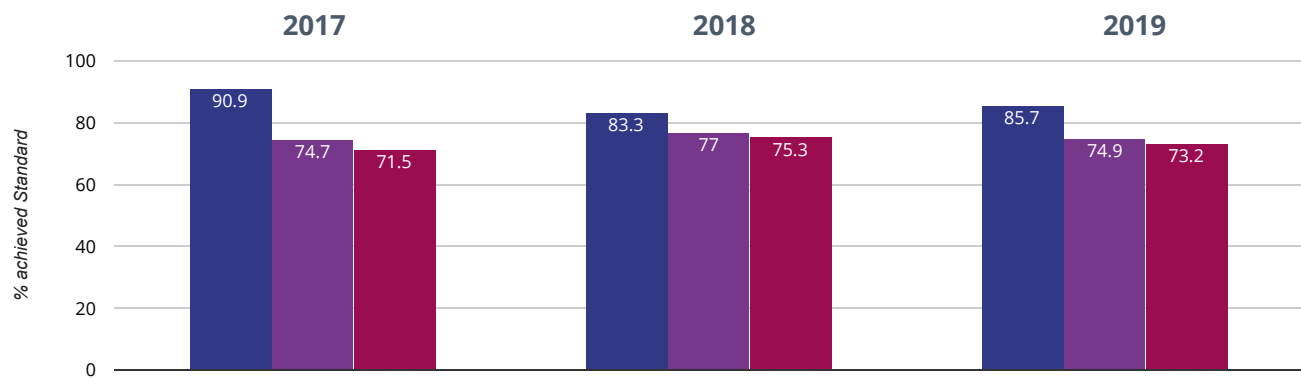
If you have any queries regarding the data within the Real Time Data graphs, please **contact your Local Authority.**



LOWER HEATH COFE PRIMARY SCHOOL



Reading - achieved standard



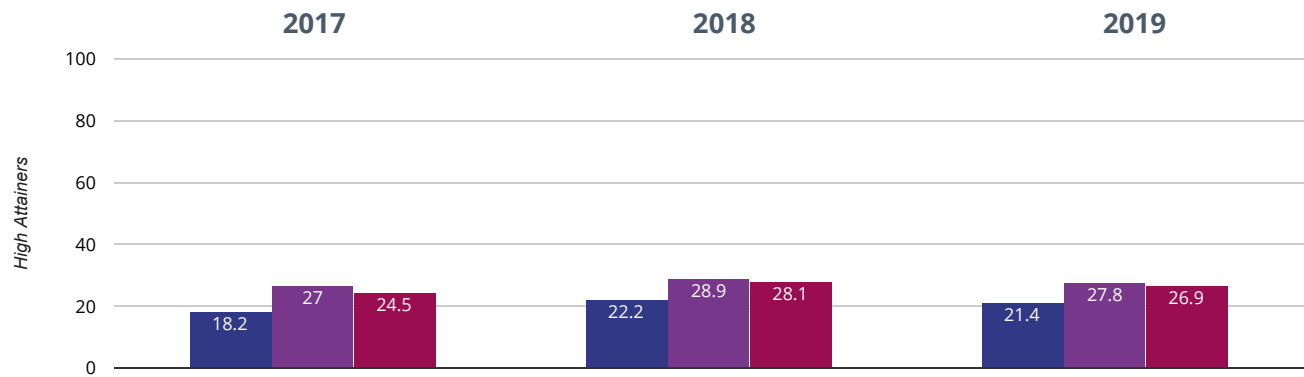
85.7% in 2019

2.4% points rise since 2018

5.2% points drop since 2017

■ Lower Heath CofE Primary School ■ Shropshire (125) ■ NCER National (15981)

Reading - high attainers



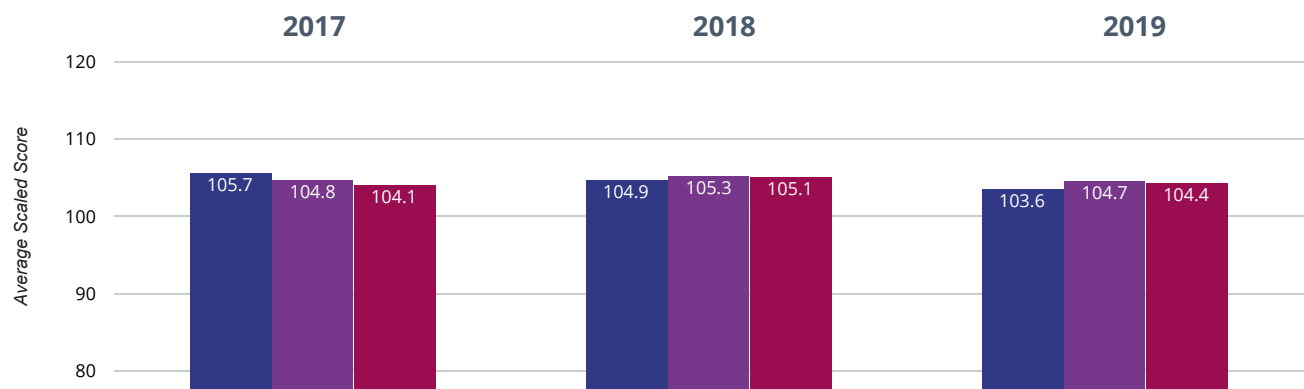
21.4% in 2019

0.8% points drop since 2018

3.2% points rise since 2017

■ Lower Heath CofE Primary School ■ Shropshire (125) ■ NCER National (15981)

Reading - average scaled score



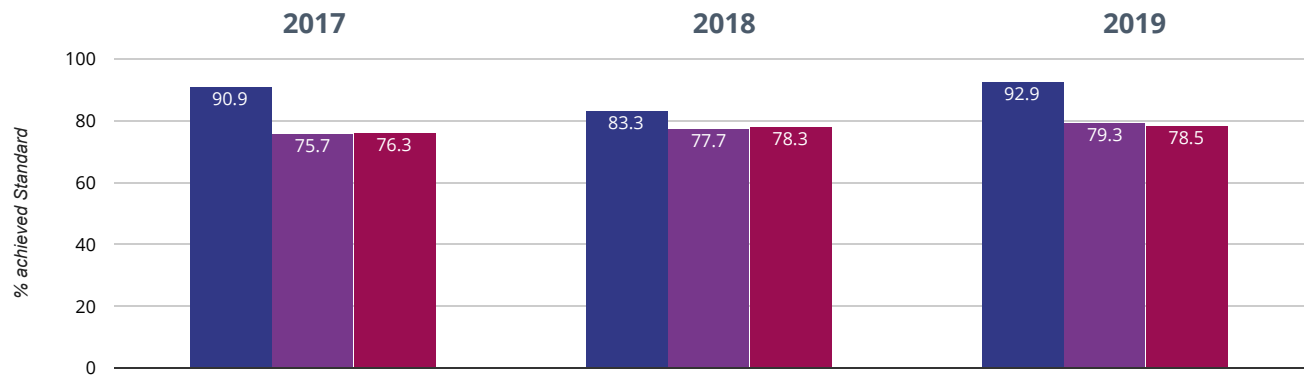
103.6 in 2019

1.3 points drop since 2018

2.1 points drop since 2017

■ Lower Heath CofE Primary School ■ Shropshire (125) ■ NCER National (15981)

Writing - achieved standard



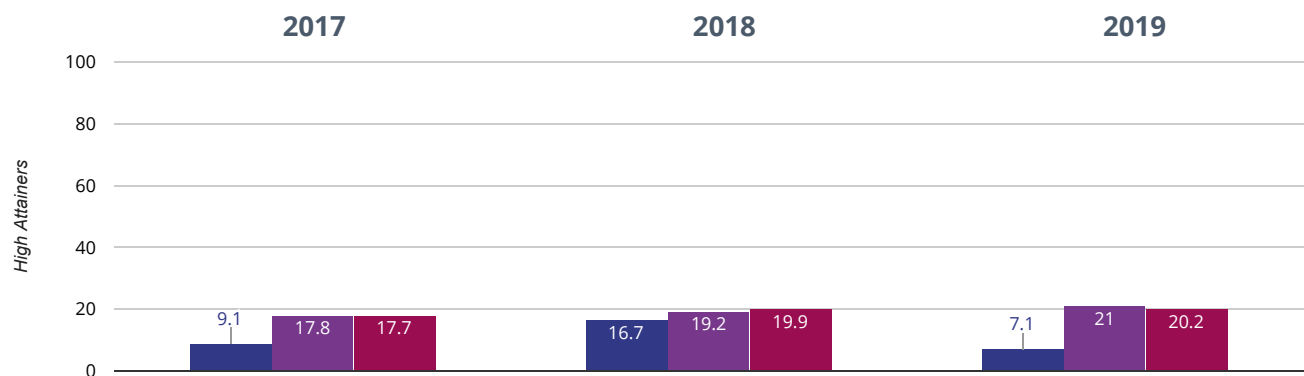
92.9% in 2019

9.6% points rise since 2018

2% points rise since 2017

■ Lower Heath CofE Primary School ■ Shropshire (125) ■ NCER National (15981)

Writing - high attainers



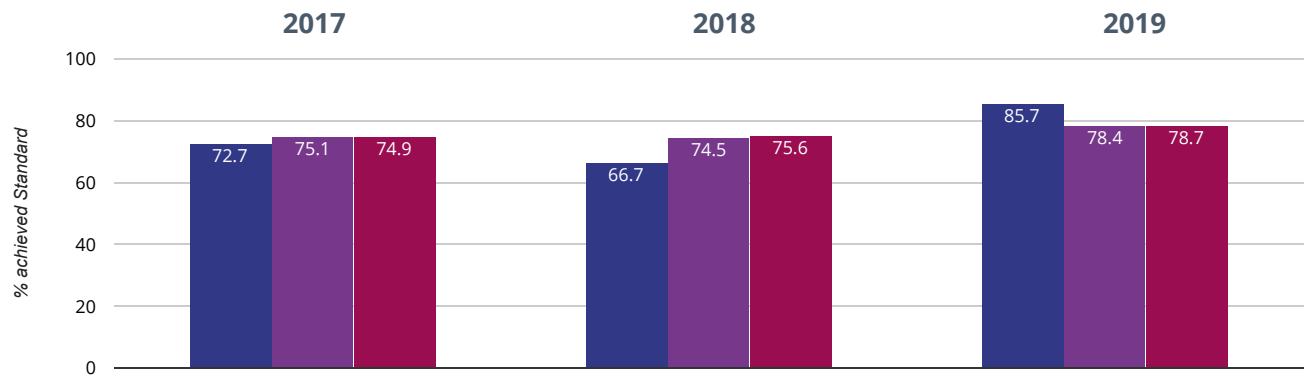
7.1% in 2019

9.6% points drop since 2018

2% points drop since 2017

■ Lower Heath CofE Primary School ■ Shropshire (125) ■ NCER National (15981)

+ Maths - achieved standard



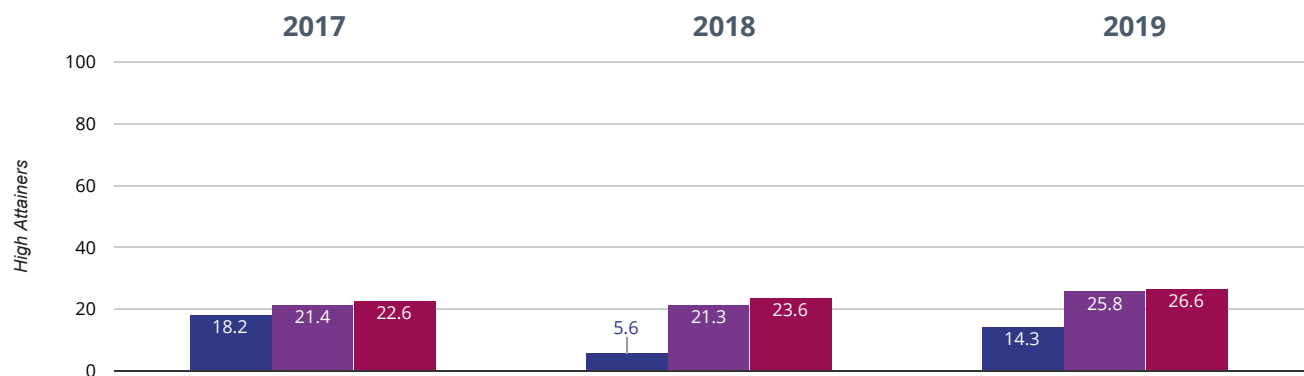
85.7% in 2019

19% points rise since 2018

13% points rise since 2017

■ Lower Heath CofE Primary School ■ Shropshire (125) ■ NCER National (15981)

+ Maths - high attainers



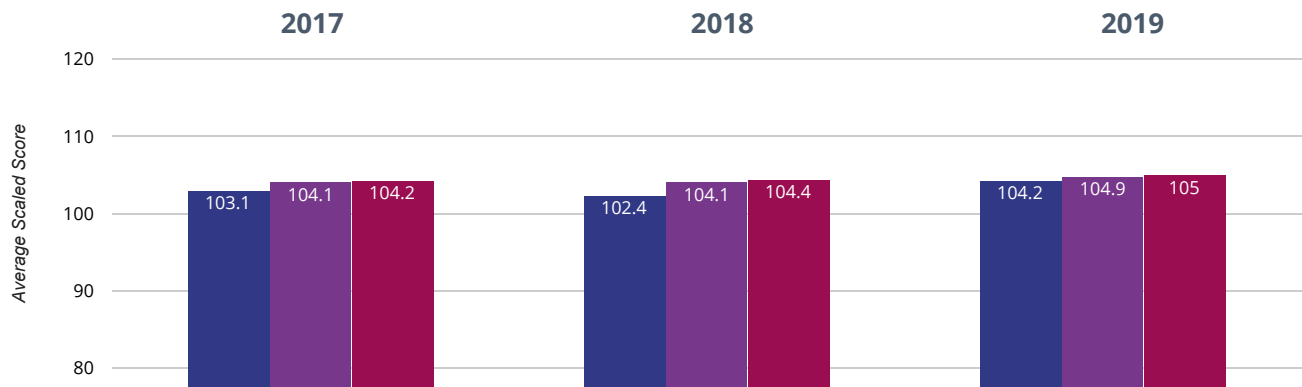
14.3% in 2019

8.7% points rise since 2018

3.9% points drop since 2017

■ Lower Heath CofE Primary School ■ Shropshire (125) ■ NCER National (15981)

+ Maths - average scaled score



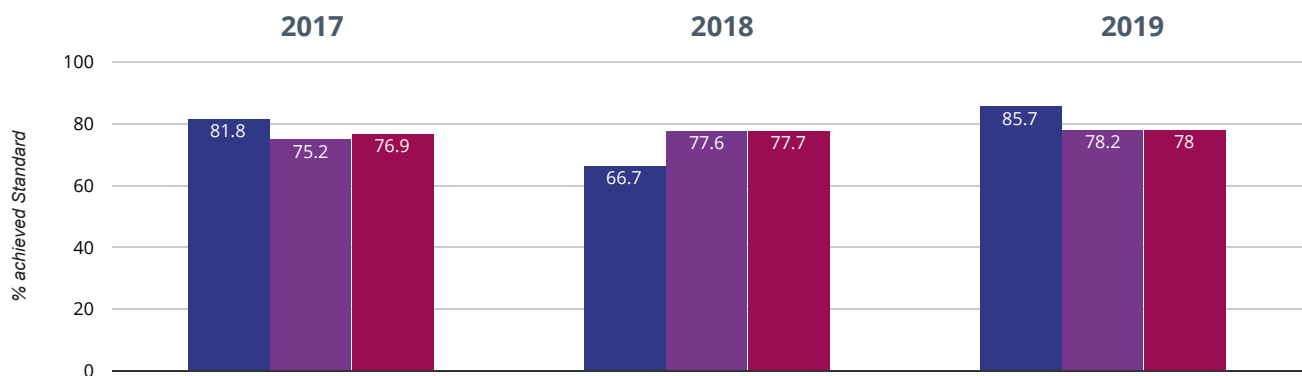
104.2 in 2019

1.8 points rise since 2018

1.1 points rise since 2017

■ Lower Heath CofE Primary School ■ Shropshire (125) ■ NCER National (15981)

? GPS - achieved standard



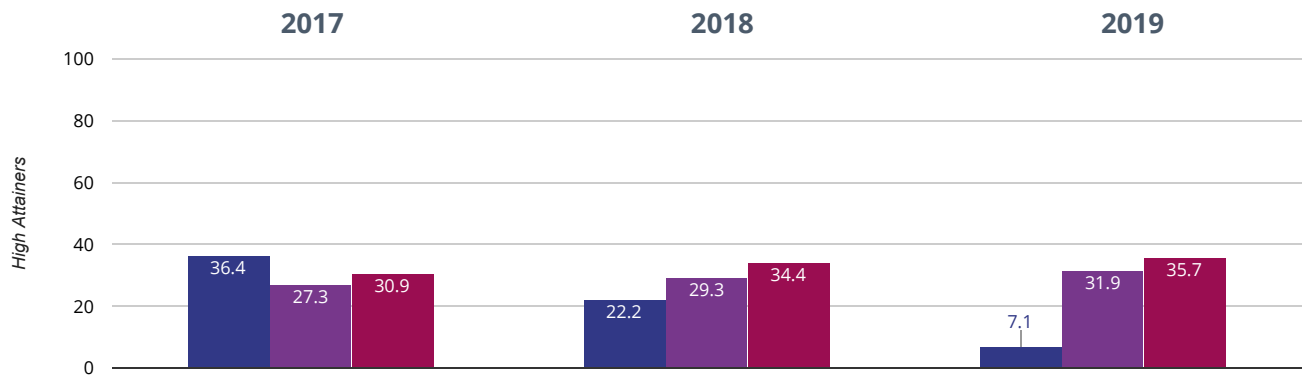
85.7% in 2019

19% points rise since 2018

3.9% points rise since 2017

■ Lower Heath CofE Primary School ■ Shropshire (125) ■ NCER National (15981)

? GPS - high attainers



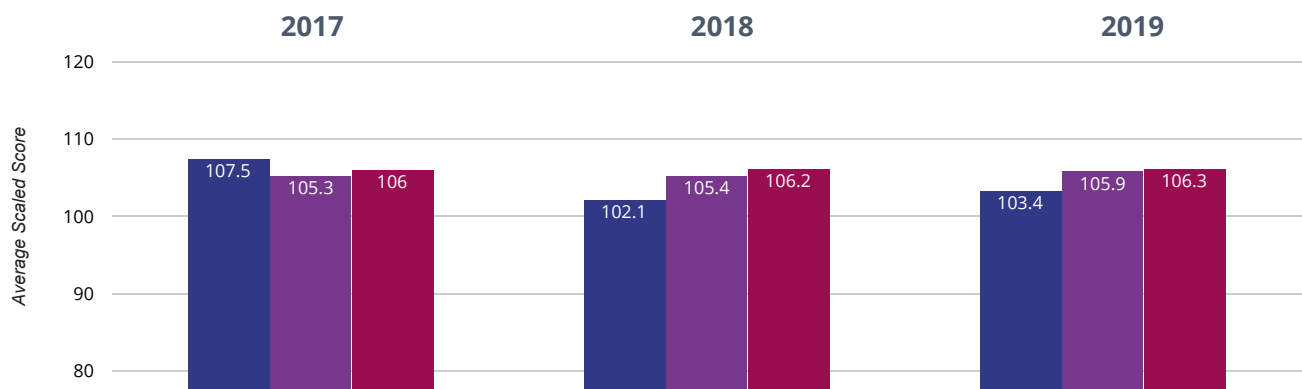
7.1% in 2019

15.1% points drop since 2018

29.3% points drop since 2017

■ Lower Heath CofE Primary School ■ Shropshire (125) ■ NCER National (15981)

? GPS - average scaled score



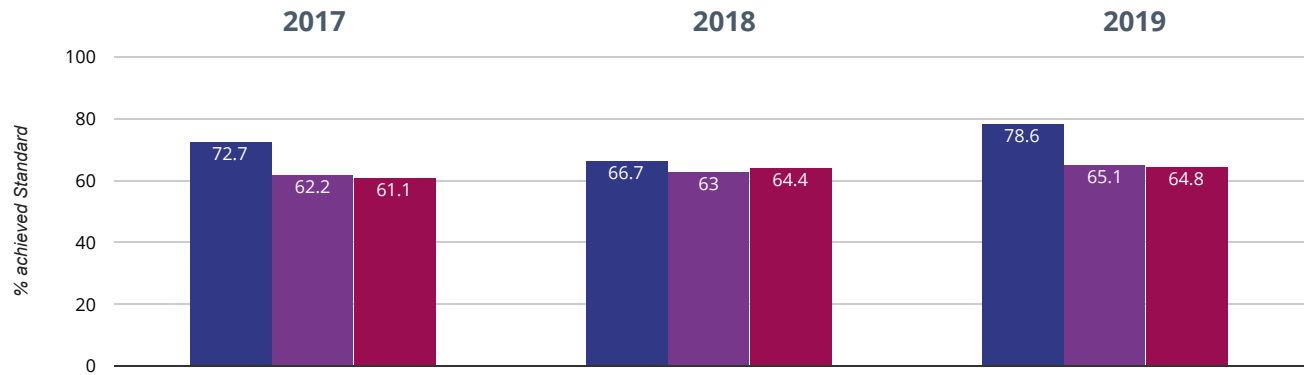
103.4 in 2019

1.3 points rise since 2018

4.1 points drop since 2017

■ Lower Heath CofE Primary School ■ Shropshire (125) ■ NCER National (15981)

RWM - achieved standard



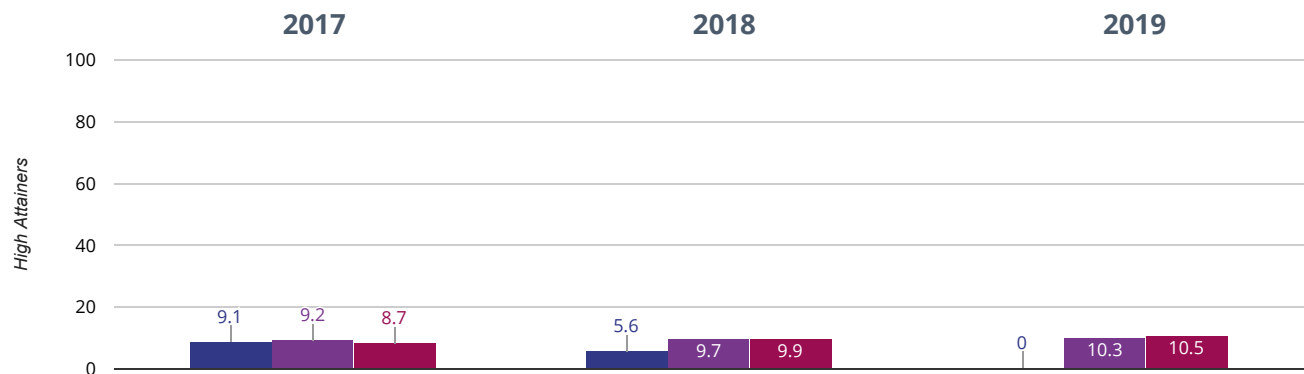
78.6% in 2019

11.9% points rise since 2018

5.9% points rise since 2017

■ Lower Heath CofE Primary School ■ Shropshire (125) ■ NCER National (15981)

RWM - high attainers



0% in 2019

5.6% points drop since 2018

9.1% points drop since 2017

■ Lower Heath CofE Primary School ■ Shropshire (125) ■ NCER National (15981)