

As recommended by gov.uk

Home Learning Pack

EYFS

Week 2

27/04/2020






Classroom
secrets★



Take a picture while you work through this booklet and tweet us @ClassroomSecLtd using the hashtags #CSKids and #HomeLearningHero to be in with a chance of winning a month's subscription to [classroomsecrets.co.uk](https://www.classroomsecrets.co.uk).






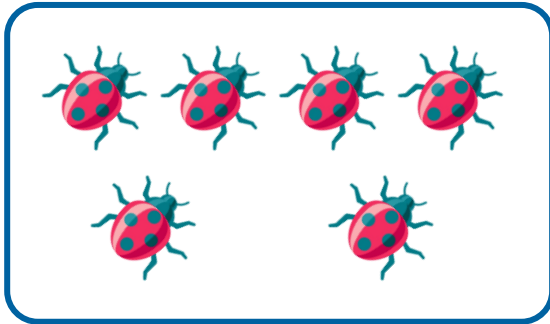
Maths – Numbers – One More Than

Count the objects. What is 1 more?



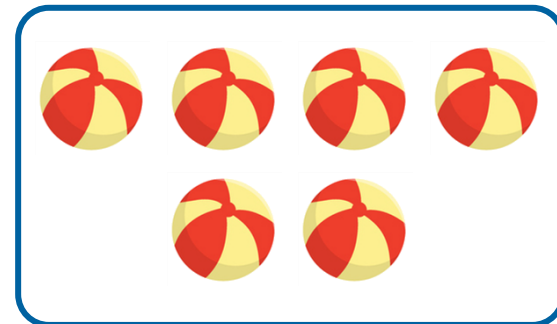
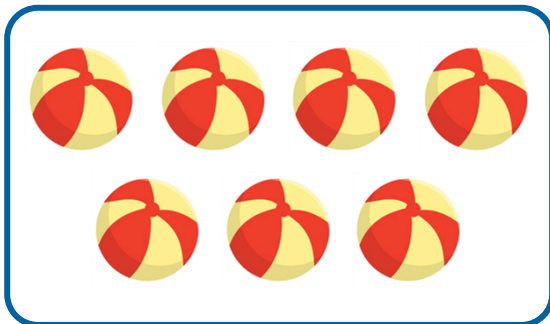




Maths – Numbers – More and Fewer

Tick the groups that have **more**.



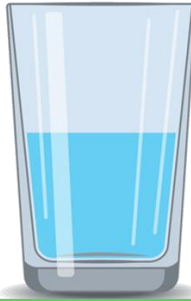

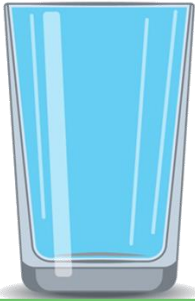
Maths – Numbers – More and Fewer

Tick the groups that have fewer.



Maths – Shape, Space and Measures – Capacity

Cut out the labels and stick them below the correct picture.




empty

full

half full

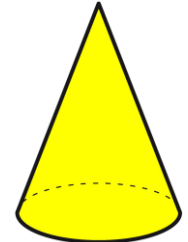
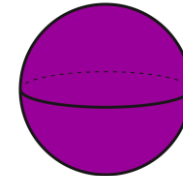
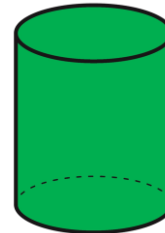
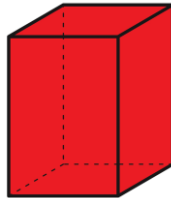
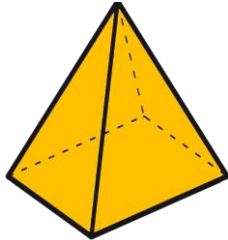
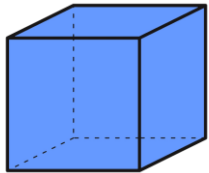
nearly
full



Maths – Shape, Space and Measures – 3D Shapes

Do you have any of these items in your home?

Draw a line to the matching 3D shape.



Phonics - Initial Sound 'ch'

Circle the pictures that begin with the sound 'ch'.





Can you draw a picture of something that begins with 'ch'?

You might find something in your house!

Phonics - Initial Sound 'sh'

Circle the pictures that begin with the sound 'sh'.




Can you draw a picture of something that begins with 'sh'?

You might find something in your house!

Phonics - Initial Sound 'th'

Circle the pictures that begin with the sound 'th'.



Can you draw a picture of something that begins with 'th'?

You might find something in your house!

Phonics – The Sound ‘ng’

Circle the pictures that end with the sound ‘ng’.



Can you draw a picture of something that ends with ‘ng’?

You might find something in your house!

Literacy – Reading

Blend these letter sounds to read the words.

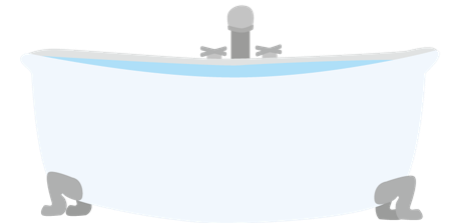
Draw a line to the matching picture.

bang

shell

bath


chip



Literacy – Writing

Write the word in the box underneath by segmenting the sounds.

Every word has **3** sounds!





Read a book
with an adult.



Talk about your
favourite part.



Ask your child to choose a story they would like to listen to. Share the story together and talk about the characters, where the story was set and their favourite parts. This could be part of your usual bedtime routine!



Peg some
clothes to dry
on the washing
line.



Ask children to help hang out the laundry by being a 'peg monitor'. Can they get the pegs ready and check they all open, using their first finger and thumb? Where possible, children to help peg the items on the line.




Create a
rainbow.



Set up an activity where your child can create a rainbow. You could use paint, chalk, felt tips or collage materials such as cut-up paper.



Explore filling containers with water.



Classroom secrets EYFS

Provide your child with water and a variety of containers. Encourage them to fill the containers in different ways. Can they make it full, half full or empty? This could even be a fun activity for bath time!



Can you find any of these in your house?



Classroom secrets EYFS

Ask your child if they can find any of these objects. They all link to the *ch*, *sh*, *th* and *ng* sounds. Can they find anything else linked to those sounds? You could ask your child to write what they have found.



Go on a 2D shape hunt.



Classroom secrets EYFS

Find further guidance linked to this activity on the next page or visit <https://www.youtube.com/user/ClassroomSecretsLtd> to see the activity in action.

EYFS Lockdown Live 2D Shape Hunt – Guidance

Activity Outcomes

- This activity is to encourage your child to use 2D shape names and vocabulary.

Setting up

What you will need

- 2D shapes (prepare these before starting the activity using paper or card. 2D shapes are flat shapes such as square, rectangle, triangle and circle).
- Felt tip pens or crayons

Activity Guide

Activity 1 – Shape Hunt

- Hide the shapes and go on a shape hunt around the house to find them. Discuss what the names of the shapes are.
- After finding the different shapes, your child could draw around them. Encourage your child to name the shapes and talk about the properties such as how many sides/edges and corners the shapes have.

Activity 2 – Shape Creature

- Remind your child of the different shape names using the prepared shapes.
- Encourage your child to create different animals/creatures using the paper shapes.
- Children can add decoration to their animal using pen/crayons, or create a new animal using the different shapes.

Questions you could ask your child during the activity

- How many shapes have you found? Can you name the shapes?
- How many sides, or edges, does this shape have? How many corners?
- Which animal are you going to make?
- What shapes could you use to make your animal? Why?

Further Support and Ideas

- To make the shape hunt more challenging, children could count how many of each shape they find, group together items by their shape or use a camera to take pictures of different shapes around the home.
- A writing opportunity could be to write a description of the animal they have made.
- For interactive games linked to 2D shapes, visit kids.classroomsecrets.co.uk